

2016 Safety Refresher Training

Presented By:
The Ragon Institute Lab Groups

September 13, 2016



What I hear, I forget.

What I see, I remember.

What I do, I understand.

-Confucius

Safety for Visitors and New Employees at the Ragon Institute

Lingwood Lab

Focuses

1. What safety training is required?
2. How do you obtain the Visitor Safety Pamphlet (at 1st floor reception)
3. How do you handle visitors that may come unprepared to enter labs (Visitor PPE at EH&S desk)

Ragon Visitor Safety Pamphlet

 **Ragon Institute**
of MGH, MIT and Harvard

Visitor Safety Information


Please adhere to the following requirements to ensure your safety.

- Visitors who will enter a laboratory must follow the same Dress Code as laboratory staff. This means the following are required:
 - Closed toed shoes
 - Long pants or skirts
- If you need disposable pants or shoe covers, they are located in room 963.
- If you are going to touch any laboratory surfaces or chemical bottles you must wear gloves and a laboratory coat. Wear safety glasses if you will handle chemicals.
- In the event of a fire or fire alarm please stay with your Ragon host and use the stairwell (not the elevators!) to evacuate to the front of the building as follows:



Prepared by the Ragon Safety Committee.

If you have any questions, contact EH&S at eneal@ehecinc.com or bgduane@ehecinc.com




Topic 1 and 2

- Visitors who will enter a laboratory must follow the same Dress Code as laboratory staff. This means the following are required:
 - Closed toed shoes
 - Long pants or skirts
- If you need disposable pants or shoe covers, they are located in room 963



Topic 3

- If you are going to touch any laboratory surfaces or chemical bottles you must wear gloves and a laboratory coat. Wear safety glasses if you will handle chemicals



Ragon Institute
of MGH, MIT and Harvard

Visitor Safety Information

Please adhere to the following requirements to ensure your safety.

- Visitors who will enter a laboratory must follow the same Dress Code as laboratory staff. This means the following are required:
 - Closed toed shoes
 - Long pants or skirts
- If you need disposable pants or shoe covers, they are located in room 963.
- If you are going to touch any laboratory surfaces or chemical bottles you must wear gloves and a laboratory coat. Wear safety glasses if you will handle chemicals.
- In the event of a fire or fire alarm please stay with your Ragon host and use the stairwell (not the elevators!) to evacuate to the front of the building as follows:

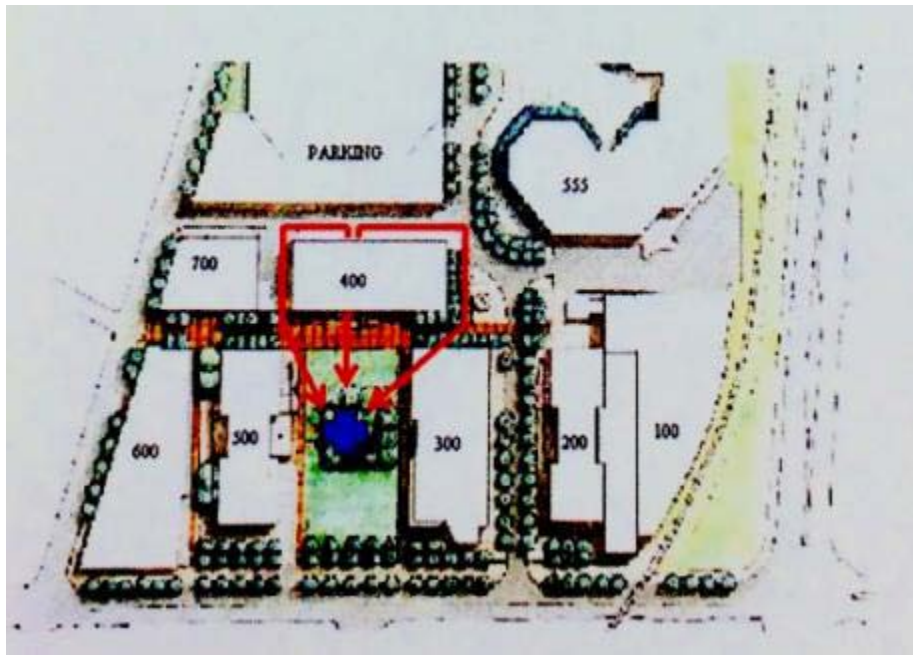
The diagram is a floor plan of a building with several rooms. A red line indicates the evacuation route, starting from a central area and leading to a stairwell. Arrows point towards the stairwell. The diagram is somewhat abstract and difficult to interpret without a key.

Prepared by the Ragon Safety Committee.

If you have any questions, contact EHS at creal@ehcinc.com or bgduane@ehcinc.com

Topic 4

- In the event of a fire or fire alarm please stay with your Ragon host and use the stairwell (not the elevators!) to evacuate to the front of the building as follows:



Ragon Institute of MGH, MIT and Harvard

Visitor Safety Information

Please adhere to the following requirements to ensure your safety.

- Visitors who will enter a laboratory must follow the same Dress Code as laboratory staff. This means the following are required:
 - Closed toed shoes
 - Long pants or skirts
- If you need disposable pants or shoe covers, they are located in room 963.
- If you are going to touch any laboratory surfaces or chemical bottles you must wear gloves and a laboratory coat. Wear safety glasses if you will handle chemicals.
- In the event of a fire or fire alarm please stay with your Ragon host and use the stairwell (not the elevators!) to evacuate to the front of the building as follows:



Prepared by the Ragon Safety Committee.

If you have any questions, contact EHS
at creal@ehcinc.com or bgduane@ehcinc.com

Questions or Concerns

*If you have any questions,
contact EH&S at*

Betsy Gilman Duane

bgduane@eheinc.com

Ragon Institute
of MGH, MIT and Harvard

Visitor Safety Information

Please adhere to the following requirements to ensure your safety.

- Visitors who will enter a laboratory must follow the same Dress Code as laboratory staff. This means the following are required:
 - Closed toed shoes
 - Long pants or skirts
- If you need disposable pants or shoe covers, they are located in room 963.
- If you are going to touch any laboratory surfaces or chemical bottles you must wear gloves and a laboratory coat. Wear safety glasses if you will handle chemicals.
- In the event of a fire or fire alarm please stay with your Ragon host and use the stairwell (not the elevators!) to evacuate to the front of the building as follows:



Prepared by the Ragon Safety Committee.

*If you have any questions, contact EH&S
at creal@eheinc.com or bgduane@eheinc.com*


Lab Dress Code

- Policy reflects MGH, NIH, OSHA, Federal, State, and City Regulations and Safety Standards
- All visitors, guests and administrative staff are required to comply with lab attire policy when entering laboratory space
 - *Visitor booties, pants and safety glasses available in the 963 EH&S office area*



Appropriate Laboratory Attire

- Standard protection against hazardous chemicals, biologicals, and radiological materials.
- Upon entering the BSL-1 Lab:
 - Wear long pants or long length dress/skirt
 - Wear shoes that cover the **entire foot**
- When working in BSL-1 Lab:
 - Wear lab coat and gloves
 - Wear **safety glasses** for procedures that may splash/splatter



Long pants

Leg and foot entirely covered

Footwear

Shoes: Must be closed-toe, flats must be worn with socks, etc.



Clothing:

Clothing

- No skirts, shorts, capris, kilts or exposed skin below the waist
- Leggings, stockings and tights are acceptable



Lab Coats

- Lab coats are cleaned 2x per month
- Take a clean coat whenever you need a new one



Tissue Culture / BL-2+ Rooms

- When working in a BSL-2+ Tissue Culture room:
 - Wear closed front gown
 - Wear gloves
 - Wear safety glasses
 - Additional protection may be necessary depending on lab procedure

BL2+

- All BL1 dress code policies plus:
 - Eye protection – don in anteroom
 - Personal/reading glasses not OK
 - Always wear one layer of gloves
 - Wear a gown while doing work or if someone else is working
 - Second layer of gloves when working in biosafety cabinet
 - Remove gloves and gown before exiting to anteroom
 - Gowns must be hung appropriately or discarded

BL2+

Goggles

Disposable gown

Latex gloves

Closed footwear



BL2+ NO!

Goggles on
top of head



No gown

No gloves

LN2 Freezer

Cryo gloves

Face shield

Lab Coat

Latex gloves



For Your Safety....

NO

**FOOD
DRINKS
CELL PHONES
HEADPHONES**



Alter Lab